

Contact us

+31 343 52 38 80

- Easy To Build On Site
- Client Specific Sizing
- Floor / Wall / Ceiling Mounting

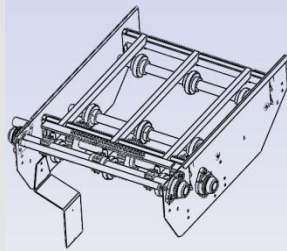
When hygiene, price and flexibility matter

MODULAR ASB BELT CLICK TRANSPORT

The Modular Flat Top Chain Click transport is designed to form custom transport systems in a flexible and price efficient way.

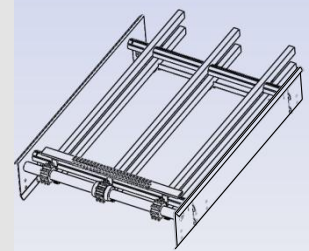
DRIVE SECTION

This section is used to drive the transport system in a safe and hygienic way.




END SECTION

This section is used, to form a safe and hygienic end of the transport system.



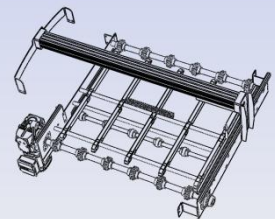
BEND SECTION

This section is used for the bends in the transport system. Bend radius and degrees may vary per bend section.



FUNCTION SECTION

Many function sections can be incorporated in the transport system. For example slider sections and stopper sections.



STRAIGHT SECTION

The straight section has a standard length of 3 meters, but can be shortened. Stopper sections, can be built in the straight section.



INFO

We will be happy to help you with your specific question. Feel free to contact us.

+31 343 52 38 80

info@divardy.nl
www.divardy.nl